



Delivering  
**E**xcellence



# **RK TRANSTEK PRIVATE LTD.**

Manufacturers of Electrical Cables & Conductors

QUALITY

INNOVATION

DURABILITY





## About us...

Founded in the year **1983**, **RK GROUP** began with a simple mission: to deliver top-notch wire solutions that meet the evolving needs of our customers. Today, we're proud to have grown into a trusted partner for businesses and organizations across in the cable & wires industry. With 5 decades of experience in the wire industry, growing from mild steel wires, we have expanded our offerings to include high carbon wire, stainless steel wire and aluminium cables & conductors.

Our state-of-the-art facilities are located in Hooghly, West Bengal and are well-equipped to manufacture material as per international standards. Our products are BIS Certified and conform to ASTM, BS, DIN and JIS specifications. We also customize our products as per client's requirements. Our client base is Pan India and is growing internationally also. We strive for customer satisfaction through on time delivery of quality products.







## OUR MISSION

To be the trusted partner for high quality Wire & Cables, providing reliable, efficient, and cost-effective solutions that meet the evolving needs of our customers.



## OUR VISION

To be the leading provider of Wires and Cables, recognized for our commitment to quality, innovation, and customer satisfaction, and empowering communities to thrive in the digital age.



Type	Size Range	Relevant Specification
LT Aerial Bunched Cables	Multicore upto 185 sq.mm.	IS 14255
LT XLPE Power Cables	Armoured & Unarmoured Single core upto 1000 sq.mm. & Multicore upto 400 sq.mm.	IS 7098 Part 1
LT PVC Power Cables	Armoured & Unarmoured Single core upto 400 sq.mm. & Multicore upto 240 sq.mm.	IS 1554 Part 1
ACSR Conductors	61 strands upto 560 sq.mm.	IS 398 Part 2
AAAC Conductors	61 strands upto 767 sq.mm.	IS 398 Part 4
AAC Conductors	61 strands	IS 398 Part 1
Covered Conductors	upto 33Kv	50397 1 BS EN




# PRODUCT RANGE



AAC CONDUCTOR



AAAC CONDUCTOR



ACSR CONDUCTOR



LT AERIAL BUNCHED CABLES




AL 59 CONDUCTOR



XLPE POWER CABLE



LT PVC POWER CABLES



XLPE/PVC SERVICE CABLES



SOLAR CABLES



MVCC




## AAC CONDUCTOR

These conductors are formed by several wires of aluminium, stranded in concentric layers. All the wires have the same nominal diameter. Most common constructions consist of 7,19,37 and 61 wires.

### APPLICATION

- 2 Busbars at H.V. Substations
- 2 L.V. distribution lines
- 2 Conductors for insulated cables (Compacted)



## AAAC CONDUCTOR

These conductors are formed by several aluminum magnesium silicon wires stranded in concentric layers. All the wires have the same nominal diameter. Most common constructions consist of 7,19, 37 and 61 wires.

### APPLICATION

- 2 Busbars at H.V. Substations.
- 2 H.V. overhead lines.




## ACSR CONDUCTOR

These conductors are formed by several wires of aluminum and Galvanised steel, stranded in concentric layers.

The wire or wires which form the core, are made of Galvanised steel and the external layer or layers, are of aluminum. Galvanised steel core consist normally of 7,19,37 and 61 wires. The diameters of steel and aluminum wires can be the same, or different.

### APPLICATION

- Overhead transmission and distribution lines medium, high and extra high voltage.





# LT AERIAL BUNCHED CABLES

LT Aerial bundled cables (simply ABC) are overhead power lines using several insulated phase conductors bundled tightly together, usually with a bare neutral conductor. This contrasts with the traditional practice of using un-insulated conductors separated by air gaps. This variation of overhead power lines utilizes the same principles as bundled conductors, except that they are closer together to the point of touching but each conductor is surrounded by an insulating layer (except for the neutral line).

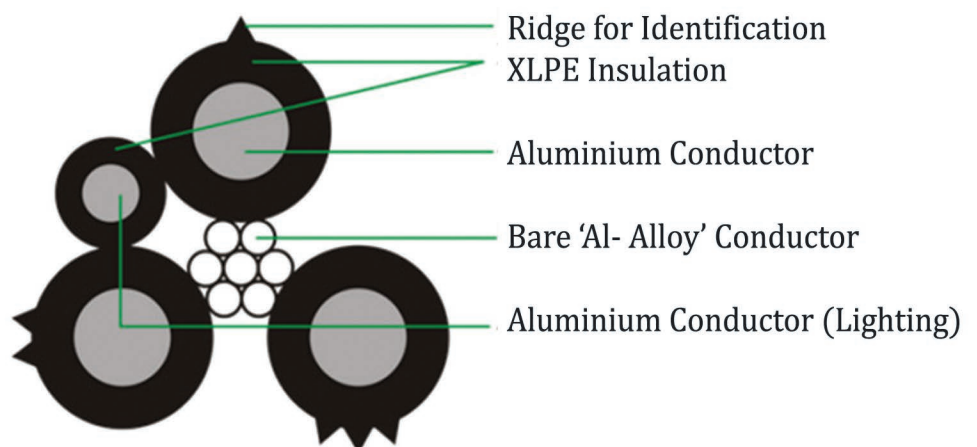
## APPLICATION

- 2 LV distribution lines.

## ADVANTAGE

Improved reliability in comparison with both bare conductor.

overhead systems and underground systems. Insulated conductors prevent accidental contact and supply can be maintained temporarily in the event of a suspension system collapse. Can be installed in a narrower right of way. Ease of erection and stringing, less labour intensive, less construction resources needed. Can stand in close proximity to trees / buildings and will not generate sparks if touched.



## APPLICABLE STANDARDS

- IS-14255, IS 8130, IEC 60502 etc.




## AL 59 CONDUCTOR

These are homogeneous alloy conductors of Aluminium + Magnesium + Silica Alloy type. These conductors have a conductivity of 59% and hence have lesser DC resistance and higher current carrying capacity.

### APPLICATION

AL59 Alloy conductors are used in power transmission and distribution lines for a wide voltage range (low to ultra -high voltage). These conductors have higher current carrying capacity and lower losses due to DC resistance. AL59 conductors have high corrosion resistance, making them most suited for deployment in coastal regions.



## XLPE POWER CABLE

LT XLPE POWER CABLES (upto 1.1 KV) manufactured using XLPE insulation with Aluminium Conductor as per IS: 7098 (Part-1) product range, single core upto 1000 sqmm & Multi cores upto 630 sq. mm. They are designed for electrical power transmission and distribution at voltages up to 1.1 kV. These cables are known for their excellent electrical properties, high thermal resistance, and durability. The conductors used are shaped and compacted ensuring smaller dia of cables while minimizing costs. The inner sheath is either PVC Tape Wrapped or PVC extruded. Depending on the usage, the cables may be armored; either with Galvanised Steel round wire or flat strip. Armored cables are suitable for installations where mechanical damage is a concern, such as under ground or exposed environments. The outer sheath is a sturdy layer of PVC/ Flame Retardant / Flame Retardant Low Smoke/ Zero Halogen as per the requirement.



# LT PVC POWER CABLES

LT Power cable Insulated - higher current rating and emergency overload rating; Superior short circuit rating, Low dielectric loss much better insulation resistance, Resistant to chemical & corrosive gases etc. Better resistance to surge currents much longer life of the cables.

LT Power cable PVC Insulated High dielectric strength & resistance to D.C. Voltage effects, High mechanical strength & resistance to abrasion, vibration & ageing, Resistant to most acids, alkalies, to temporary contact with solvents, oils and liquid fluids, Flame retardant.



## APPLICATION

LV distribution system.

## APPLICABLE STANDARDS

LT Power cable PVC Insulated: IS 1554/Part 1/1988

## CONSTRUCTION

- Conductor 2 IEC 60228 specifies four different classes of conductors; classes 1, 2, 5 and 6. Power and control cables normally have conductors of class 1 (solid conductors) or class 2 (stranded conductors).

**Conductor forms:** circular solid, circular stranded, sector shaped solid, sector shaped stranded


- The insulation materials for power and control cables are poly vinyl chloride (PVC)





## XLPE/PVC SERVICE CABLES

Service cables are used to connect the main power supply from the utility company to the meter and then to the main distribution board in a building. They are designed to handle higher currents and are typically insulated with materials like PVC or XLPE (cross-linked polyethylene) for durability and safety. Service cables can be single-core or multi-core, flexible or armored depending on the specific application and requirements.



## SOLAR CABLES

Our range of high-quality aluminium solar cables are engineered for efficiency and durability. These cables offer excellent conductivity, reduced weight and enhanced resistance to environmental factors, ensuring optimal performance in solar power systems. Ideal for residential, commercial and industrial applications, our aluminium solar cables are designed to meet rigorous standards and provide reliable energy transmission for your sustainable energy solutions.

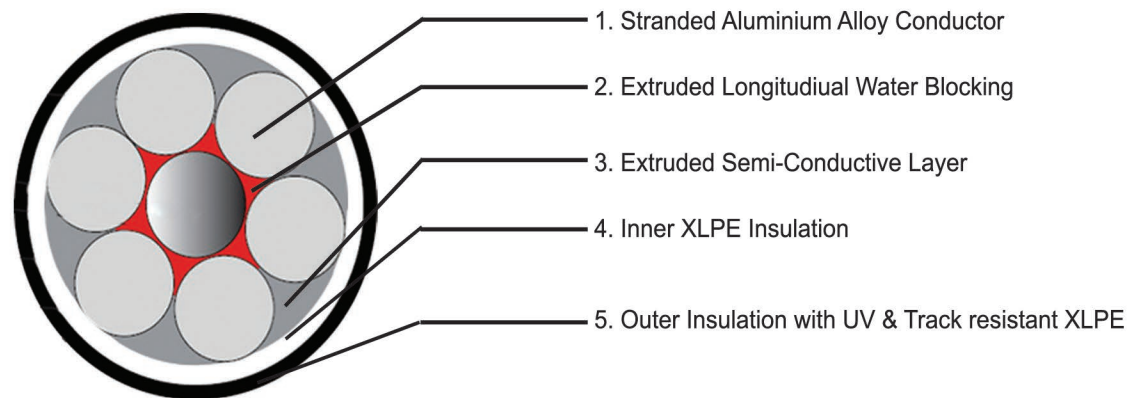


# MVCC

[Medium Voltage Covered Conductor]







## APPLICATION

Medium Voltage Covered Conductor (MVCC) is becoming as one of the best replacement of Over Head Bare Conductor (ACSR) and Aerial Bunched cable in power transmission and distribution system in some part of the world. The uses of Covered Conductor which is similar like SAC (Space Aerial Bunch Cables) are seen in South Korea, Japan, Iran, Myanmar and some parts of Australia. It has a very successful journey so far.

- Covered Conductor is extensively used in voltage up gradation projects ranging between 6.6 KV to 66 KV.
- Covered Conductors can function smoothly with conductor temperature up to 80° C and in corrosive and highly polluted area.
- The outer jackets of covered conductors being UV resistant, it can be used in high UV radiation areas.
- Covered Conductors fulfill the demands in extreme cold environment with heavy snow and ice load.

## BENEFITS OF MVCC

**Better Safety** - Since these conductors are covered there is no accidental contact with live wires avoiding incidents especially in urban areas

**Eco-friendly** - MVCC puts lesser burden on local ecosystem than conventional conductors leading to better energy utilisation

**Maintenance** - There is lesser chance of wear and tear of conductor due to insulation in comparison to bare conductors, this provide requires less maintenance

**Corrosion Free** - Since these conductors are insulated the base metal is not exposed to moisture and sunlight, providing corrosion resistance

**Dense regions** - Areas having dense vegetation, forest covers or wildlife face low power disruption if MVCC is used as electric faults are reduced

**Aesthetics** - These covered conductors can be laid in a more pleasing manner than bare conductors and are more compact leading to better urban planning.





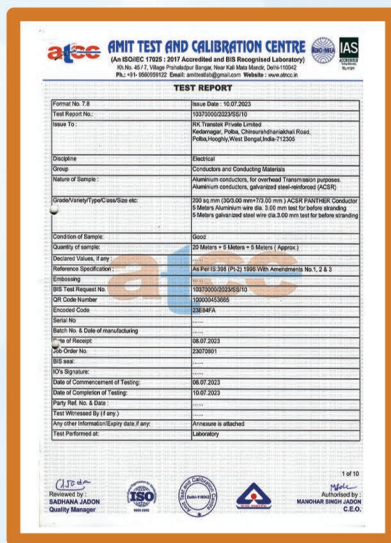
# BIS LICENSE



IS 14255

## IS 398 Part -2

## TYPE TESTS



NABL

CPRI

NTH

## QUALITY



# ISO 9001

## ISO 14001

# ISO 45001



## Infrastructure





## Product & Process Testing Facility



## We Pack With Core





## GOVERNMENT SECTOR CLIENTS

 OPTCL Lifeline of Odisha		 Bihar State Electricity Board	 Dakshin Gujarat Vij Company Ltd	 पावरग्रिड	 WBSEDCL
 Odisha State Electricity Board		 GETCO	 Bihar State Electricity Board	 उत्तराखण्ड पावर कारपोरेशन लि०	 विद्युद् ब्रह्मेति
 MGVCL		 SB	 JVVNL		 NB
 Bihar State Electricity Board	 PGVCL Paschim Gujarat VU Company Limited	 WBSETCL	 एनटीपीसी NATIONAL THERMAL POWER CORPN. LTD.	 INDIAN RAILWAYS	 KSEB Kerala State Electricity Board


## PRIVATE SECTOR CLIENTS

 TATA POWER	 TATA PROJECTS	 POLYCAB	 Godrej	 BAJAJ Electricals	 MONTECARLO Born to Achieve
 VINDHYA TEELINKS LIMITED	 VOLTAS A TATA Enterprise	 ASHOKA Ashoka Buildcon Ltd.	 VISHWANATH PROJECTS LIMITED	 NCC	 JAKSON INFRA
 LARSEN & TOUBRO	 SMS LTD	 TECHNOPOWER	 STERLING & WILSON	 AMARA RAJA Gotta be a better way	 KRYFS POWER COMPONENTS LTD.

## INTERNATIONAL CLIENTS





 Office : Unit No-VII, 15th Floor, Tower-I, PS Srijan Corporate Park, Plot No G-2, Block-EP & GP, Sector-V, Salt Lake City, Kolkata - 700 091, W.B, India.

 Factory : Village - Kedarnagar, Chinsurah - Dhaniakhali Road,  
P. O. : Paunan, P. S. : Polba, Dist: Hooghly - 712305, W.B, India.

 +91 033 46022790 / 91/ 92

 +91 8981330960

 [info@rktranstek.com](mailto:info@rktranstek.com)

 [www.rktranstek.com](http://www.rktranstek.com)

